



Rimes avec les boîtes de son

En complément avec ces fiches, vous pouvez utiliser le matériel suivant:

- Tous les mandalas de Grapat
- 24 pièces de monnaie de construction arc-en-ciel – Grimm's
- 24 pièces de monnaie de construction pastel – Grimm's
- Jeu d'enfilage – Petits boutons pastel – Grimm's
- Pierres scintillantes en acrylique (petites) – Grimm's
- Pierres scintillantes en acrylique géantes – Grimm's
- «Mis and match» – Grapat
- Tous les personnages
- Tous les Plus Plus
- Blocs de calculs (100 morceaux) – Ensemble de construction 2 x 2 cm – Monde des nombres – Grimm's


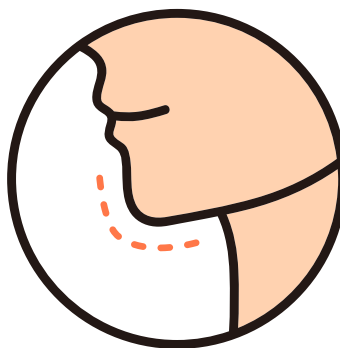


Cache les images qui finissent par le son

ui





Cache les images qui finissent par le son

on




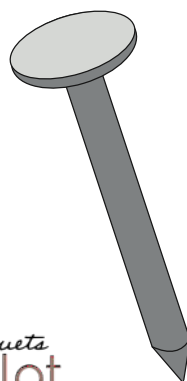


Cache les images qui finissent par le son

au




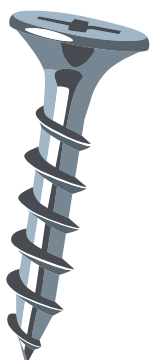



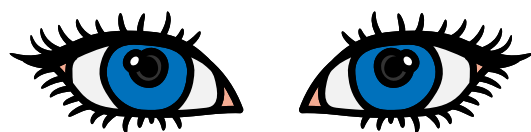
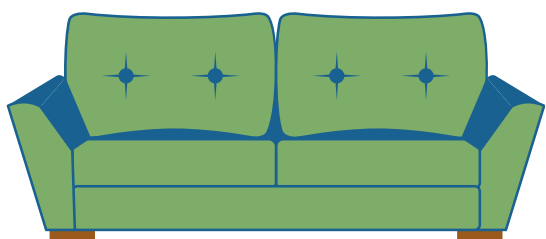
Cache les images qui finissent par le son

ou








Cache les images qui finissent par le son

eu



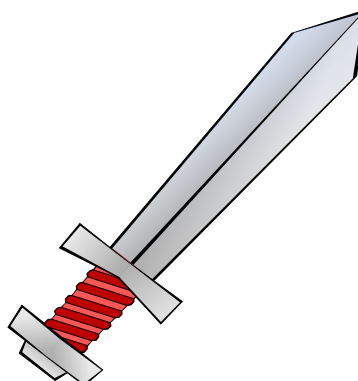


Cache les images qui finissent par le son

ais



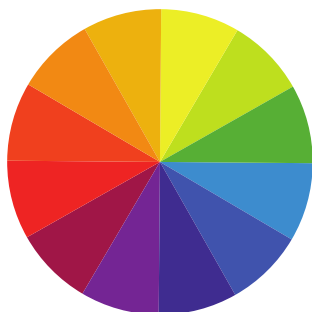





Cache les images qui finissent par le son

ai



Cache les images qui finissent par le son

eur



Cache les images qui finissent par le son

